

LOCATION	RETURNS FOR APRIL										2015				
	SALMON RET.		SALMON REL.		Rel	GRILSE RET.		GRISLE REL.		Rel	SEA TROUT RET		SEA TROUT REL.		Rel
	No	Wt lbs	No	Wt lbs	%	No	Wt lbs	No	Wt lbs	%	No	Wt lbs	No	Wt lbs	%
Coignafearn															
Daltomich															
Glenmazeran															
Dalmigavie															
East Clune															
Glen Kirk															
Strathdearn (Banchor)															
Dalmigarry (Morlie & Corrievorrie)															
Glen Kyllachy															
Findhorn Bridge(Old Clune)															
Kyllachy															
Corrybrough															
Tomatin															
Balnespick															
Moy (Upper)			1	14	100%										
Moy (Pollochaig)															
Drynachan															
Banchor															
Lethen			5	63	100%										
Glenferness			6	53	100%										
Coulmony															
Logie			1	9	100%										
Dunphail															
Moray Estates			41	393	100%										
Altyre Estate			7	83	100%										
Forres AA			6	62	100%						5	15	7	14.5	58%
TOTAL			67	677	100%						5	14.5	7	14.5	58%

LOCATION	RETURNS FOR MAY										2015				
	SALMON RET.		SALMON REL.		Rel	GRILSE RET.		GRISLE REL.		Rel	SEA TROUT RET		SEA TROUT REL		Rel
	No	Wt lbs	No	Wt lbs	%	No	Wt lbs	No	Wt lbs	%	No	Wt lbs	No	Wt lbs	%
Coignafearn															
Daltomich															
Glenmazeran															
Dalmigavie															
East Clune															
Glen Kirk															
Strathdearn (Banchor)															
Dalmigarry (Morlie & Corrievorrie)															
Glen Kyllachy															
Findhorn Bridge(Old Clune)			1	15	100%										
Kyllachy			1	23	100%										
Corrybrough			1	10	100%										
Tomatin	1	11	3	22	75%										
Balnespick															
Moy (Upper)	2	17	3	37	60%										
Moy (Pollochaig)	1	8	2	21	67%										
Drynachan	4	36	36	439	90%										
Banchor			12	140	100%										
Lethen	8	70	81	824	91%							2	6	100%	
Glenferness	4	31	29	299	88%	1	5	1	4	50%		1	2.5	100%	
Coulmony	2	15	2	16	50%										
Logie	2	14	9	89	82%										
Dunphail	1	12			0%										
Moray Estates	5	42	36	313	88%	1	4	2	9	67%		12	39	100%	
Altyre Estate			11	141	100%							5	18	100%	
Forres AA	2	17	5	46	71%	1	3	6	30	86%	4	9	8	20.5	67%
TOTAL	32	273	232	2434	88%	3	12	9	43	75%	4	9	28	86	88%

LOCATION	RETURNS FOR JUNE										2015				
	SALMON RET.		SALMON REL.		Rel	GRILSE RET.		GRISLE REL.		Rel	SEA TROUT RET		SEA TROUT REL		Rel
	No	Wt lbs	No	Wt lbs	%	No	Wt lbs	No	Wt lbs	%	No	Wt lbs	No	Wt lbs	%
Coignafearn															
Daltomich	2	14			0%										
Glenmazeran															
Dalmigavie															
East Clune	1	10	2	20	67%										
Glen Kirk	1	7	2	19	67%										
Strathdearn (Banchor)	1	9			0%							1	1.5	100%	
Dalmigarry (Morlie & Corrievorrie)															
Glen Kyllachy	1	8	2	20	67%										
Findhorn Bridge(Old Clune)	1	12			0%										
Kyllachy			1	10	100%										
Corrybrough			1	12	100%										
Tomatin			2	36	100%										
Balnespick															
Moy (Upper)	1	9	1	7	50%										
Moy (Pollochaig)	5	37	8	69	62%										
Drynachan	12	59	21	290	64%	1	7	2	9	67%		1	6	100%	
Banchor	3	35	2	17	40%			5	18	100%					
Lethen	4	35	41	401	91%	2	7	3	12	60%	1	3	1	2	50%
Glenferness	8	62	24	299	75%	2	8	5	11	71%		2	5	100%	
Coulmony	1	6	7	61	88%			1	4	100%					
Logie	1	8	8	69	89%	1	3	2	9	67%					
Dunphail			5	48	100%										
Moray Estates	5	41	9	94	64%	1	4	4	16	80%		3	7	100%	
Altyre Estate			3	32	100%							11	30	100%	
Forres AA	5	39	7	73	58%	6	24	12	40	67%	6	13	11	26.6	65%
TOTAL	52	390	146	1577	74%	13	52	34	119	72%	7	16	30	78.1	81%

LOCATION	RETURNS FOR JULY										2015				
	SALMON RET.		SALMON REL.		Rel	GRILSE RET.		GRISLE REL.		Rel	SEA TROUT RET		SEA TROUT REL		Rel
	No	Wt lbs	No	Wt lbs	%	No	Wt lbs	No	Wt lbs	%	No	Wt lbs	No	Wt lbs	%
Coignafearn															
Daltomich															
Glenmazeran															
Dalmigavie															
East Clune	1	8	1	8	50%										
Glen Kirk			2	22	100%										
Strathdearn (Banchor)			1	10	100%										
Dalmigarry (Morlie & Corrievorrie)			1	14	100%	1	3	2	9	67%					
Glen Kyllachy			3	22	100%							1	2.5	100%	
Findhorn Bridge(Old Clune)	1	10	5	47	83%	1	4			0%					
Kyllachy			3	36	100%										
Corrybrough						1	5			0%					
Tomatin	1	10	5	45	83%	1	2	2	5	67%					
Balnespick															
Moy (Upper)	2	12	1	10	33%										
Moy (Pollochaig)	7	72	3	24	30%										
Drynachan	9	73	39	342	81%	9	36	5	21	36%		1	2	100%	
Banchor	2	20	5	68	71%	3	14	1	3	25%					
Lethen	3	25	75	686	96%	7	27	46	184	87%		3	6	100%	
Glenferness	7	59	27	243	79%	8	29	34	125	81%		1	3	100%	
Coulmony			5	39	100%	3	13	3	12	50%					
Logie	1	6	5	29	83%	3	10	4	16	57%					
Dunphail			1	12	100%			2	6	100%					
Moray Estates	4	30	6	47	60%	20	81	49	172	71%		8	16	100%	
Altyre Estate			2	24	100%			5	22	100%		1	2	100%	
Forres AA	5	32			0%	19	89	32	126	63%	8	21	9	22	53%
TOTAL	43	356	190	1727	82%	76	312	185	700	71%	8	21	24	53	75%

LOCATION	RETURNS FOR AUGUST										2015				
	SALMON RET.		SALMON REL.		Rel	GRILSE RET.		GRISLE REL.		Rel	SEA TROUT RET		SEA TROUT REL		Rel
	No	Wt lbs	No	Wt lbs	%	No	Wt lbs	No	Wt lbs	%	No	Wt lbs	No	Wt lbs	%
Coignafearn	2	12			0%										
Daltomich															
Glenmazeran			1	9	100%										
Dalmigavie															
East Clune			3	32	100%			6	27	100%					
Glen Kirk			3	12	100%										
Strathdearn (Banchor)	1	8	7	77	88%			1	4	100%			1	3.5	100%
Dalmigarry (Morlie & Corrievorrie)			1	7	100%	4	13	5	19	56%					
Glen Kyllachy			2	17	100%										
Findhorn Bridge(Old Clune)			1	10	100%										
Kyllachy			3	23	100%										
Corrybrough															
Tomatin	1	5			0%	1	4	3	7	75%			2	5	100%
Balnespick															
Moy (Upper)	3	18	4	23	57%	1	4	6	23	86%					
Moy (Pollochaig)			7	56	100%			3	11	100%					
Drynachan	13	26	40	490	75%	19	71	77	314	80%			2	4	100%
Banchor			2	12	100%	1	2	10	39	91%			1	2	100%
Lethen	1	7	19	167	95%	10	41	70	270	88%					
Glenferness	1	7	8	65	89%	17	65	35	128	67%					
Coulmony						1	4	3	12	75%					
Logie			2	14	100%			6	24	100%					
Dunphail						1	6	2	11	67%					
Moray Estates	3	20	5	45	63%	12	49	28	113	70%			4	6	100%
Altyre Estate			8	71	100%	1	4	18	74	95%			1	4	100%
Forres AA	3	18	10	106	77%	40	162	60	244	60%	4	10	15	35	79%
TOTAL	28	120	126	1234	82%	108	424	333	1320	76%	4	10	26	59	87%

LOCATION	RETURNS FOR SEPTEMBER										2015				
	SALMON RET.		SALMON REL.		Rel	GRILSE RET.		GRISLE REL.		Rel	SEA TROUT RET		SEA TROUT REL		Rel
	No	Wt lbs	No	Wt lbs	%	No	Wt lbs	No	Wt lbs	%	No	Wt lbs	No	Wt lbs	%
Coignafearn															
Daltomich			1	7	100%										
Glenmazeran															
Dalmigavie			2	19	100%	2	9	2	8	50%					
East Clune															
Glen Kirk			11	116	100%			8	31	100%					
Strathdearn (Banchor)	4	32	17	147	81%	3	11	3	11	50%					
Dalmigarry (Morlie & Corrievorrie)			9	67	100%			6	20	100%					
Glen Kyllachy			3	20	100%										
Findhorn Bridge(Old Clune)			2	35	100%	1	3			0%					
Kyllachy			17	155	100%	1	4	2	7	67%					
Corrybrough															
Tomatin			7	64	100%	1	4	9	43	90%			1	3	100%
Balnespick															
Moy (Upper)	2	9	6	52	75%	3	16	5	18	63%					
Moy (Pollochaig)			27	242	100%			11	48	100%					
Drynachan	3	28	63	556	95%	5	24	71	290	93%	1	3	2	5	67%
Banchor			2	17	100%										
Lethen	1	19	41	410	98%			38	148	100%			2	4.5	100%
Glenferness	1	6	29	317	97%	5	16	28	118	85%			2	3.75	100%
Coulmony															
Logie			1	6	100%	1	4	1	4	50%					
Dunphail															
Moray Estates	2	13	34	292	94%	2	8	8	31	80%			2	6	100%
Altyre Estate			11	94	100%	2	8	25	105	93%			8	20.5	100%
Forres AA	9	63	7	63	44%	15	74	39	160	72%			7	18	100%
TOTAL	22	170	290	2677	93%	41	180	256	1041	86%	1	3	24	61	96%

LOCATION	CONSOLIDATION						2015			
	SALMON RETAINED	SALMON RELEASED	RELEASED	GRILSE RETAINED	GRILSE RELEASED	RELEASED	OVERALL PERCENT RELEASED	S TROUT RETAINED	S TROUT RELEASED	RELEASED
	No	No	%	No	No	%	%	No	No	%
Coignafearn	2		0%				0%			
Daltomich	2	1	33%				33%			
Glenmazeran		1	100%				100%			
Dalmigavie		2	100%	2	2	50%	67%			
East Clune	2	6	75%		6	100%	86%			
Glen Kirk	1	18	95%		8	100%	96%			
Strathdearn (Banchor)	6	25	81%	3	4	57%	76%		2	100%
Dalmigarry (Morlie & Corrievorrie)		11	100%	5	13	72%	83%			
Glen Kyllachy	1	10	91%				91%		1	100%
Findhorn Bridge(Old Clune)	2	9	82%	2		0%	69%			
Kyllachy		25	100%	1	2	67%	96%			
Corrybrough		2	100%	1		0%	67%			
Tomatin	3	17	85%	3	14	82%	84%		3	100%
Balnespick										
Moy (Upper)	10	16	62%	4	11	73%	66%			
Moy (Pollochaig)	13	47	78%		14	100%	82%			
Drynachan	41	199	83%	34	155	82%	83%	1	6	86%
Banchor	5	23	82%	4	16	80%	81%		1	100%
Lethen	17	262	94%	19	157	89%	92%	1	8	89%
Glenferness	21	123	85%	33	103	76%	81%		6	100%
Coulmony	3	14	82%	4	7	64%	75%			
Logie	4	26	87%	5	13	72%	81%			
Dunphail	1	6	86%	1	4	80%	83%			
Moray Estates	19	149	89%	36	91	72%	81%		29	100%
Altyre Estate		42	100%	3	48	94%	97%		26	100%
Forres AA	24	39	62%	81	149	65%	64%	27	57	68%
TOTAL	177	1073	86%	241	817	77%	82%	29	139	83%

Salmon & Grilse

2015

2308

RETURNS FOR MARCH

CONSOLIDATION FOR

2015

	SALMON RET	SALMON REL	GRILSE RET	GRISLE REL	SEA TROUT RET	SEA TROUT REL	FINNOCK RET	FINNOCK REL
LOCATION	No	No	No	No	No	No	No	No
Coignafearn	2							
Daltomich	2	1						
Glenmazeran		1						
Dalmigavie		2	2	2				
East Clune	2	6		6				
Glen Kirk	1	18		8				
Strathdearn (Banchor)	6	25	3	4		2		
Dalmigarry (Morlie & Corrievorrie)		11	5	13				
Glen Kyllachy	1	10				1		
Findhorn Bridge(Old Clune)	2	9	2					
Kyllachy		25	1	2				
Corrybrough		2	1					
Tomatin	3	17	3	14		3		
Balnespick								
Moy (Upper)	10	16	4	11				
Moy (Pollochaig)	13	47		14				
Drynachan	41	199	34	155	1	6		
Banchor	5	23	4	16		1		
Lethen	17	262	19	157	1	8		
Glenferness	21	123	33	103		6		
Coulmony	3	14	4	7				
Logie	4	26	5	13				
Dunphail	1	6	1	4				
Moray Estates	19	149	36	91		29		
Altyre Estate		42	3	48		26		
Forres AA	24	39	81	149	27	57		
TOTAL	177	1073	241	817	29	139		

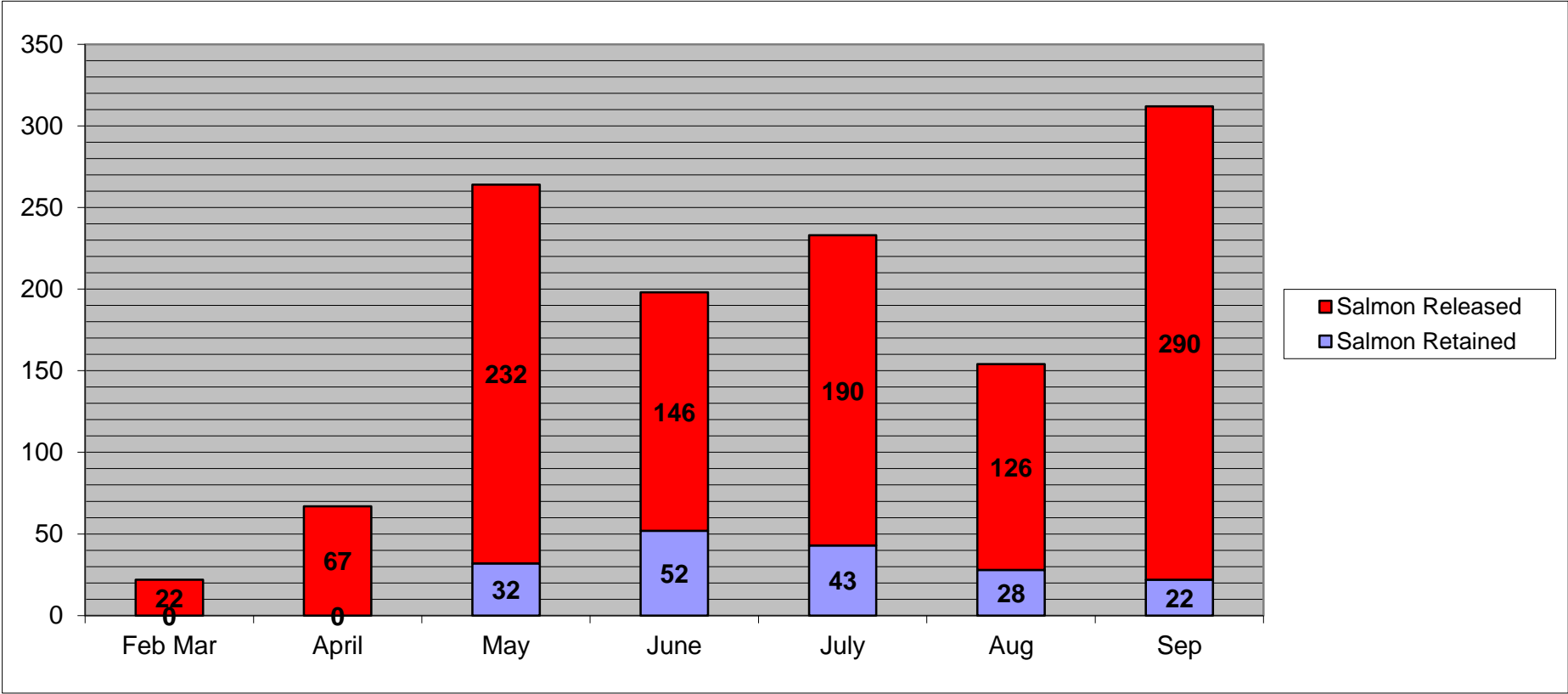
RETURNS FOR MARCH

COMBINED PERCENTAGES OF SALMON AND GRILSE RELEASED

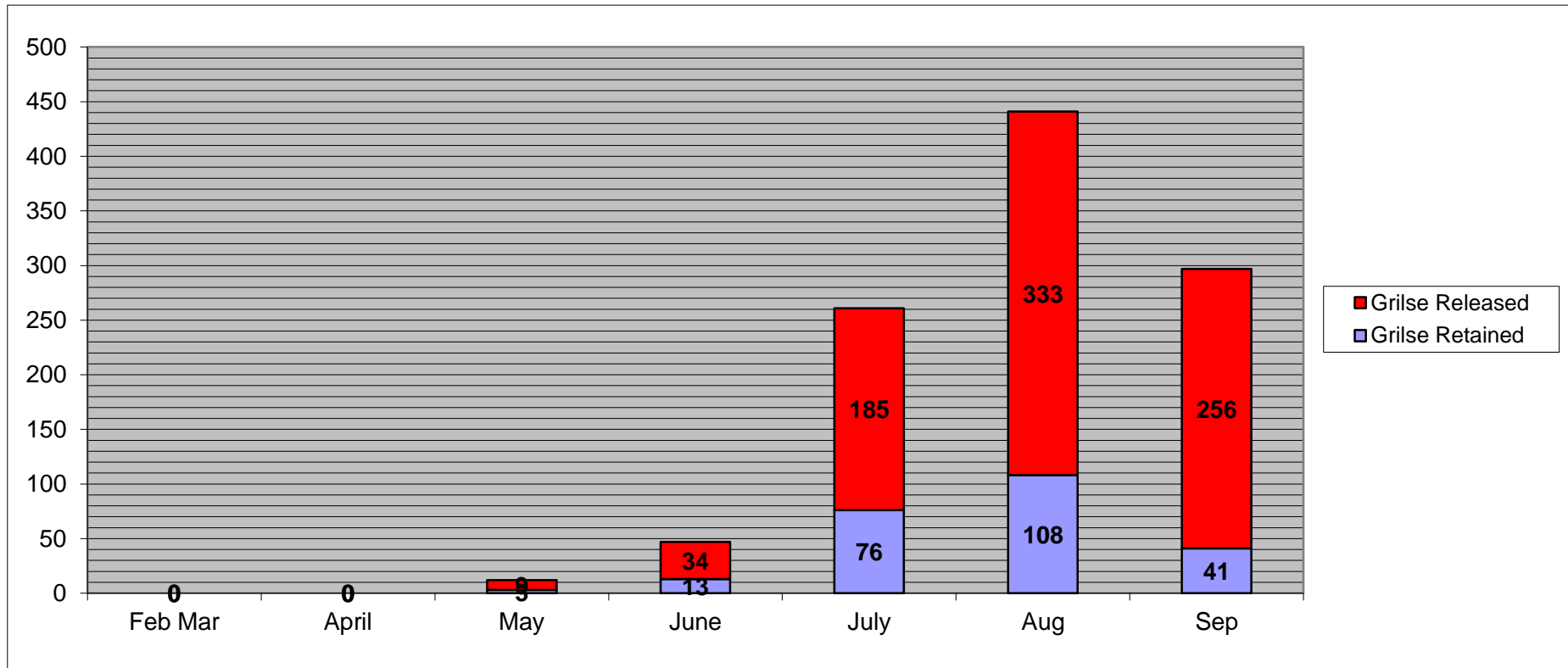
2015

	SALMON RET	SALMON REL	GRILSE RET	GRILSE REL	Overall	SEA TROUT RET	SEA TROUT REL	Overall
LOCATION	No	No	No	No	%	No	No	%
Coignafearn	2				0.0%			
Daltomich	2	1			33.3%			
Glenmazeran		1			100.0%			
Dalmigavie		2	2	2	66.7%			
East Clune	2	6		6	85.7%			
Glen Kirk	1	18		8	96.3%			
Strathdearn (Banchor)	6	25	3	4	76.3%		2	100.0%
Dalmigarry (Morlie & Corrievorrie)		11	5	13	82.8%			
Glen Kyllachy	1	10			90.9%		1	100.0%
Findhorn Bridge(Old Clune)	2	9	2		69.2%			
Kyllachy		25	1	2	96.4%			
Corrybrough		2	1		66.7%			
Tomatin	3	17	3	14	83.8%		3	100.0%
Balnespick								
Moy (Upper)	10	16	4	11	65.9%			
Moy (Pollochaig)	13	47		14	82.4%			
Drynachan	41	199	34	155	82.5%	1	6	85.7%
Banchor	5	23	4	16	81.3%		1	100.0%
Lethen	17	262	19	157	92.1%	1	8	88.9%
Glenferness	21	123	33	103	80.7%		6	100.0%
Coulmony	3	14	4	7	75.0%			
Logie	4	26	5	13	81.3%			
Dunphail	1	6	1	4	83.3%			
Moray Estates	19	149	36	91	81.4%		29	100.0%
Altyre Estate		42	3	48	96.8%		26	100.0%
Forres AA	24	39	81	149	64.2%	27	57	67.9%
TOTAL	177	1073	241	817	81.9%	29	139	82.7%

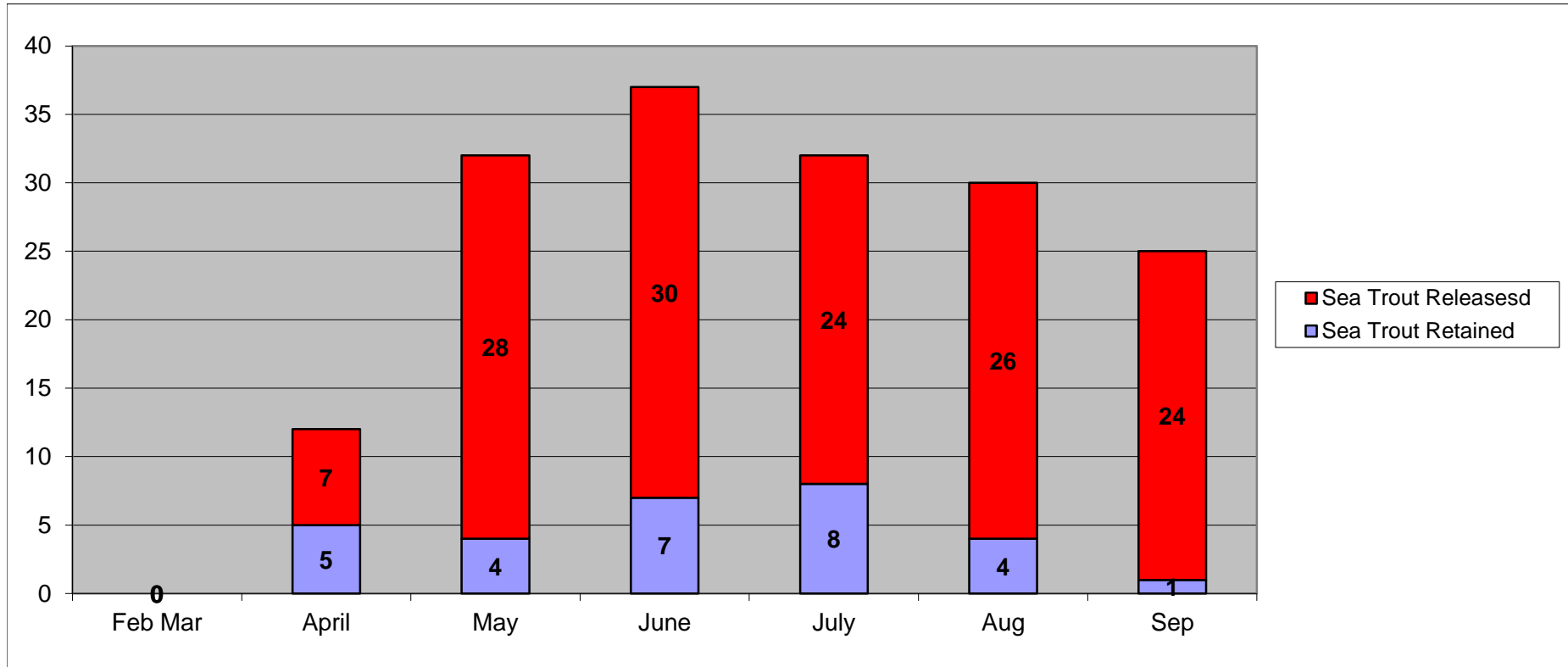
River Findhorn *Salmon Released* / *Retained*
February to September 2015



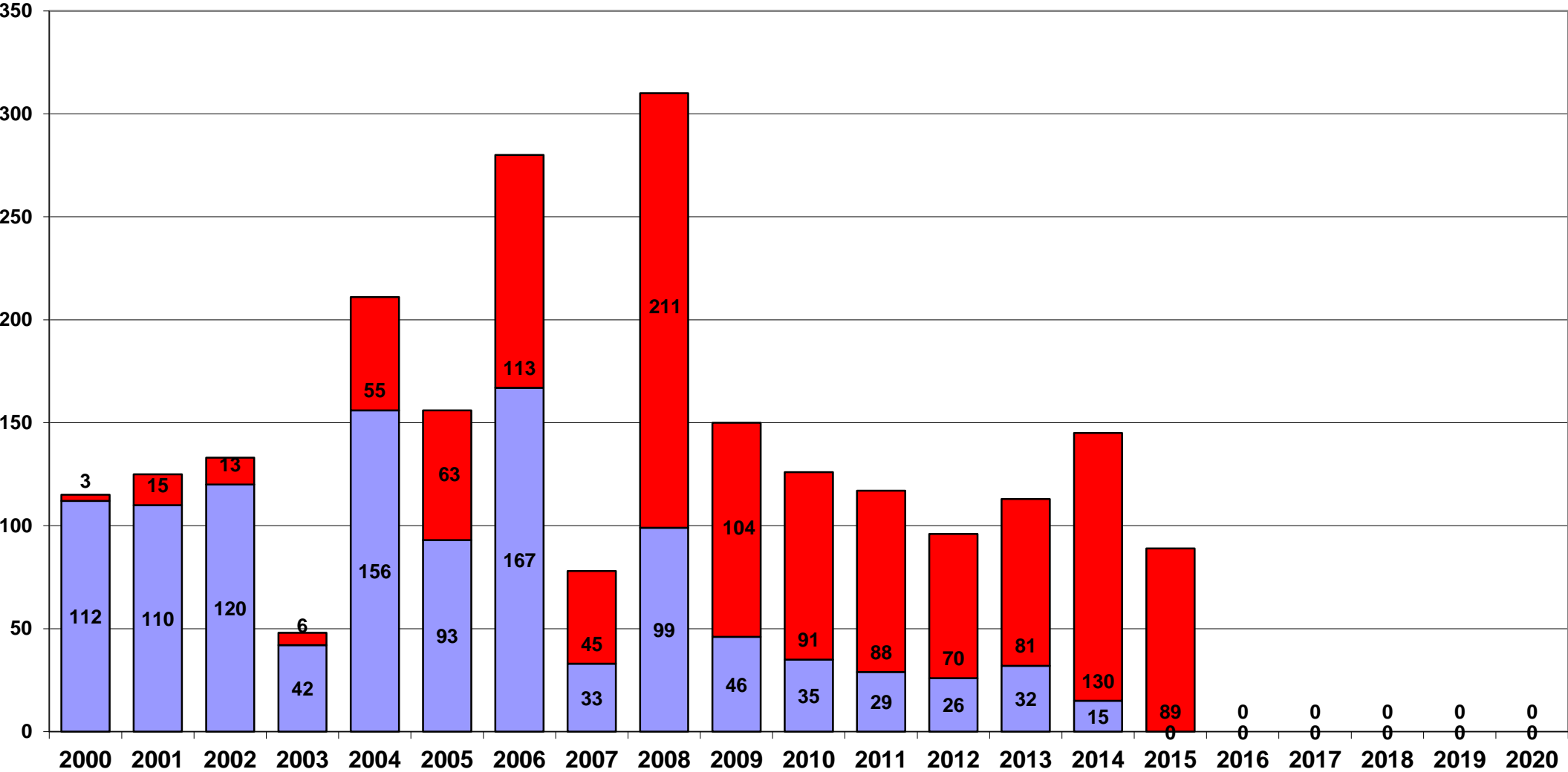
River Findhorn *Grilse Released/Retained*
February to September 2015



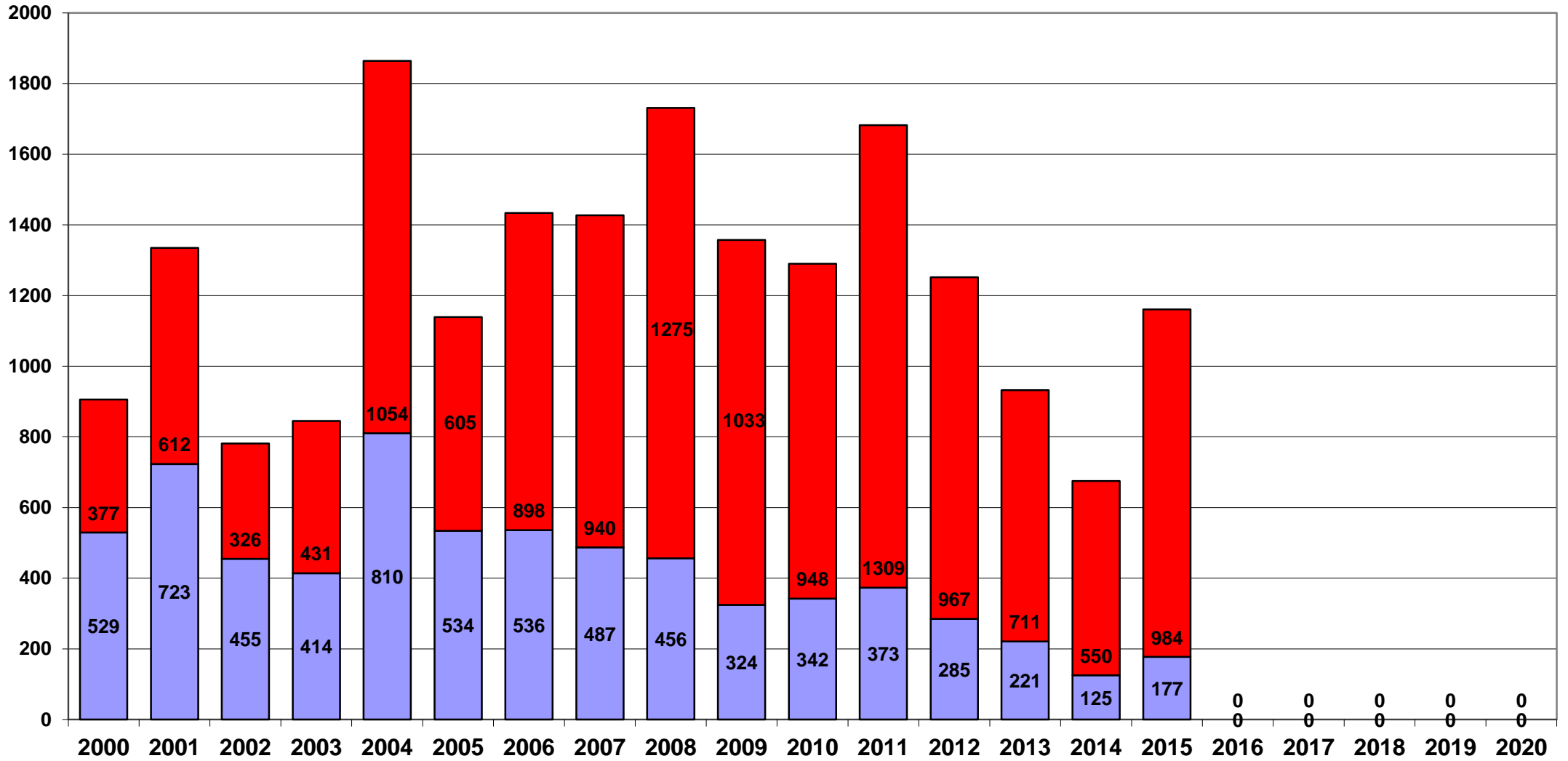
River Findhorn Sea Trout Released/Retained February to September 2015



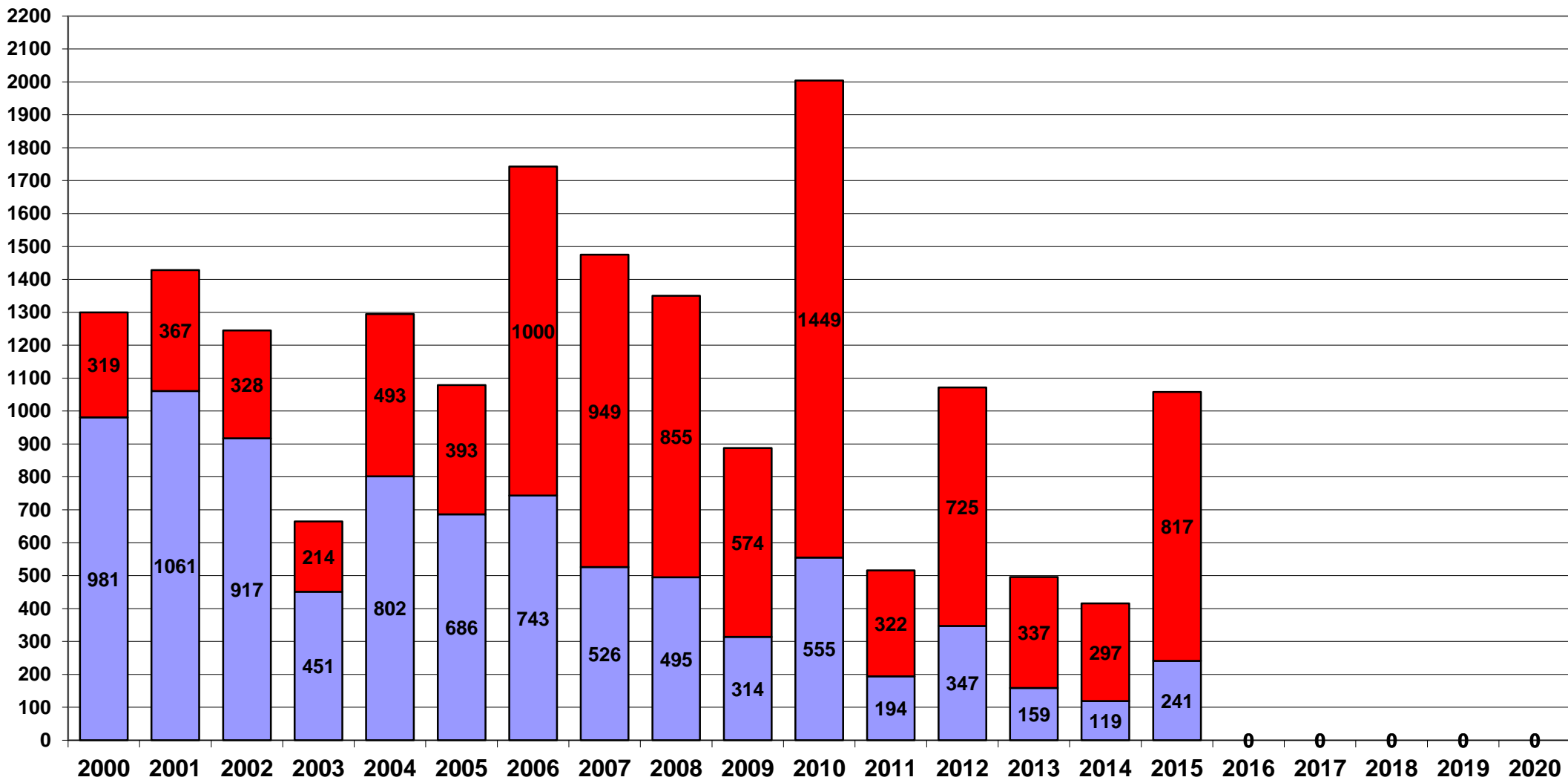
River Findhorn Spring Salmon
Retained / Released
10 February - 30 April 2000 - 2020



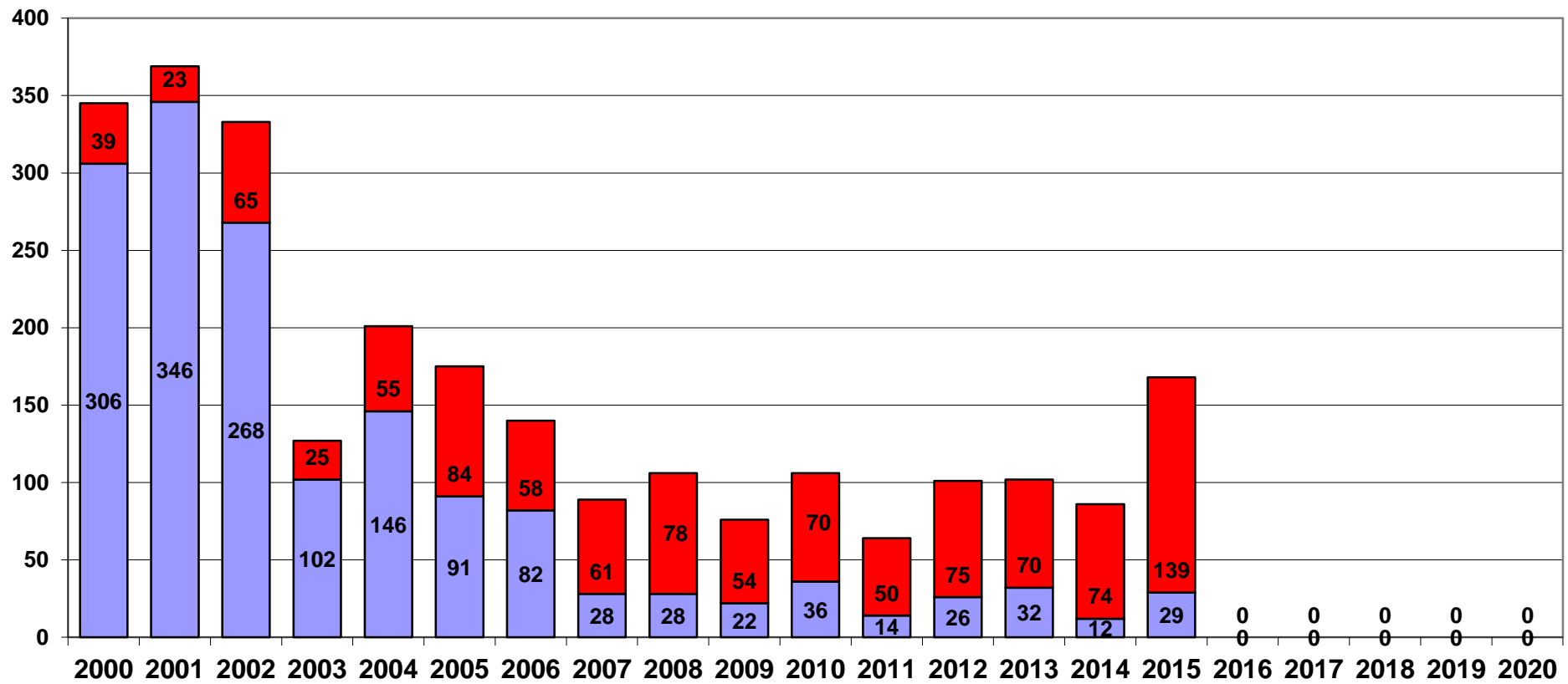
River Findhorn Spring Salmon
Retained / Released
May - September 2000 - 2020



Grilse
Retained / Released
May - September 2000 - 2020



Sea Trout Retained / Released February - September 2000 - 2020



Combined Salmon & Grilse
Retained / Released
Ferbruary - September 2000 - 2020

